





















Plant the Planet

BCC Growing Containers
Products & Solutions
for forest nurseries

 HIKOV-13 LxWxH (mm): 352x216x50 No. cells: 135 Cells/m ² : 1836 Volume/cell (cc) 13	 HIKOV-13 Elevated LxWxH (mm): 352x216x100 No. cells: 135 Cells/m ² : 1836 Volume/cell (cc) 13	 HIKOV-25 LxWxH (mm): 352x216x85 No. cells: 128 Cells/m ² : 1664 Volume/cell (cc) 25	 HIKOV-50 SideSlit LxWxH (mm): 352x216x87 No. cells: 67 Cells/m ² : 881 Volume/cell (cc) 50
 HIKOV-90 AirBlock LxWxH (mm): 352x216x92 No. cells: 40 Cells/m ² : 526 Volume/cell (cc) 90	 HIKOV-93 LxWxH (mm): 352x216x87 No. cells: 40 Cells/m ² : 526 Volume/cell (cc) 93	 HIKOV-120 SideSlit LxWxH (mm): 352x216x110 No. cells: 40 Cells/m ² : 526 Volume/cell (cc) 120	 HIKOV-150 LxWxH (mm): 352x216x100 No. cells: 24 Cells/m ² : 316 Volume/cell (cc) 150
 HIKOV-150 SideSlit LxWxH (mm): 352x216x100 No. cells: 24 Cells/m ² : 316 Volume/cell (cc) 150	 HIKOV-250 LxWxH (mm): 352x216x110 No. cells: 18 Cells/m ² : 243 Volume/cell (cc) 250	 HIKOV-265 LxWxH (mm): 352x216x110 No. cells: 28 Cells/m ² : 368 Volume/cell (cc) 265	 HIKOV-310 LxWxH (mm): 352x216x100 No. cells: 15 Cells/m ² : 198 Volume/cell (cc) 310
 HIKOV-350 LxWxH (mm): 352x216x125 No. cells: 15 Cells/m ² : 198 Volume/cell (cc) 350	 HIKOV-400 LxWxH (mm): 352x216x125 No. cells: 15 Cells/m ² : 198 Volume/cell (cc) 400	 HIKOV-530 LxWxH (mm): 352x216x200 No. cells: 15 Cells/m ² : 199 Volume/cell (cc) 530	 AirBlock 100 LxWxH (mm): 385x385x90 No. cells: 100 Cells/m ² : 676 Volume/cell (cc) 81
 AirBlock 121 LxWxH (mm): 385x385x125 No. cells: 121 Cells/m ² : 816 Volume/cell (cc) 54	 AirBlock 196 LxWxH (mm): 385x385x125 No. cells: 196 Cells/m ² : 1322 Volume/cell (cc) 30	 BCC SideSlit 64 LxWxH (mm): 385x385x85 No. cells: 64 Cells/m ² : 432 Volume/cell (cc) 120	 BCC SideSlit 81 LxWxH (mm): 385x385x85 No. cells: 81 Cells/m ² : 546 Volume/cell (cc) 100
 Plantek 35F LxWxH (mm): 400x300x130 No. cells: 35 Cells/m ² : 291 Volume/cell (cc) 275	 Plantek 36F LxWxH (mm): 385x385x90 No. cells: 36 Cells/m ² : 240 Volume/cell (cc) 230	 Plantek 49F LxWxH (mm): 385x385x100 No. cells: 49 Cells/m ² : 330 Volume/cell (cc) 155	 Plantek 63F LxWxH (mm): 397x294x90 No. cells: 63 Cells/m ² : 539 Volume/cell (cc) 90

 Plantek 64F LxWxH (mm): 385x385x73 No. cells: 64 Cells/m ² : 434 Volume/cell (cc) 115	 Plantek 64FD LxWxH (mm): 385x385x110 No. cells: 64 Cells/m ² : 434 Volume/cell (cc) 128	 Plantek 81F LxWxH (mm): 385x385x73 No. cells: 81 Cells/m ² : 549 Volume/cell (cc) 85	 Plantek 81FO LxWxH (mm): 385x385x73 No. cells: 81 Cells/m ² : 549 Volume/cell (cc) 85
 Plantek 81FX LxWxH (mm): 385x385x85 No. cells: 81 Cells/m ² : 549 Volume/cell (cc) 100	 Plantek 121F LxWxH (mm): 385x385x73 No. cells: 121 Cells/m ² : 820 Volume/cell (cc) 50	 FlexiFrame 77 LxWxH (mm): 567x375x170 No. cells: 77 Cells/m ² : 362 Frame for: SideSlit & Solid cell 150	 FlexiFrame 77 LM LxWxH (mm): 567x375x120 No. cells: 77 Cells/m ² : 362 Frame for: AirCell 105
 InsertFrame 96 LxWxH (mm): 517x350x110 No. cells: 96 Cells/m ² : 530 Frame for: AirCell65 & SolidCell 75, XL-85	 InsertFrame 128 LxWxH (mm): 676x350x108 No. cells: 128 Cells/m ² : 541 Frame for: AirCell65, SolidCell 75, XL-85	 FiberCell 126 holder LxWxH (mm): 590x385x89 No. cells: 126 Cells/m ² : 555 Frame for: FiberCells	 FiberCell 96 holder LxWxH (mm): 517x350x90 No. cells: 96 Cells/m ² : 530 Frame for: FiberCells
 BCC FiberCell 88/40 LxWxH (mm): 570x415x105 No. cells: 88 Cells/m ² : 372 Frame for: FiberCells	 BCC 104 LxWxH (mm): 635x385x101 No. cells: 104 Cells/m ² : 425 Volume/cell (cc): 77	 BCC 411B SideSlit LxWxH (mm): 350x600x110 No. cells: 144 Cells/m ² : 686 Volume/cell (cc): 80	 BCC 411B SolidCell LxWxH (mm): 350x600x110 No. cells: 144 Cells/m ² : 686 Volume/cell (cc): 80
 AirCell 65 Volume/cell (cc): 65 Depth: 100 SideSlits Active root guiding	 AirCell 105 Volume/cell (cc): 105 Depth: 100 SideSlits Active root guiding	 SideSlit Cell 150 Volume/cell (cc): 150 Depth: 150 SideSlits	 Solid Cell 150 Volume/cell (cc): 150 Depth: 150 Root guiding
 Solid Cell 75 Volume/cell (cc): 75 Depth: 100 Root guiding	 XL Cell 85 Volume/cell (cc): 85 Depth: 105 Active root guiding		

